

HYBRID SMPTE AND ARIB HDTV CABLES



Алматы (7273)495-231
Ангарск (3955)60-70-56
Архангельск (8182)63-90-72
Астрахань (8512)99-46-04
Барнаул (3852)73-04-60
Белгород (4722)40-23-64
Благовещенск (4162)22-76-07
Брянск (4832)59-03-52
Владивосток (423)249-28-31
Владикавказ (8672)28-90-48
Владимир (4922)49-43-18
Волгоград (844)278-03-48
Вологда (8172)26-41-59
Воронеж (473)204-51-73
Екатеринбург (343)384-55-89

Иваново (4932)77-34-06
Ижевск (3412)26-03-58
Иркутск (395)279-98-46
Казань (843)206-01-48
Калининград (4012)72-03-81
Калуга (4842)92-23-67
Кемерово (3842)65-04-62
Киров (8332)68-02-04
Коломна (4966)23-41-49
Кострома (4942)77-07-48
Краснодар (861)203-40-90
Красноярск (391)204-63-61
Курск (4712)77-13-04
Курган (3522)50-90-47
Липецк (4742)52-20-81

Магнитогорск (3519)55-03-13
Москва (495)268-04-70
Мурманск (8152)59-64-93
Набережные Челны (8552)20-53-41
Нижний Новгород (831)429-08-12
Новокузнецк (3843)20-46-81
Ноябрьск (3496)41-32-12
Новосибирск (383)227-86-73
Омск (3812)21-46-40
Орел (4862)44-53-42
Оренбург (3532)37-68-04
Пенза (8412)22-31-16
Петрозаводск (8142)55-98-37
Псков (8112)59-10-37
Пермь (342)205-81-47

Ростов-на-Дону (863)308-18-15
Рязань (4912)46-61-64
Самара (846)206-03-16
Санкт-Петербург (812)309-46-40
Саратов (845)249-38-78
Севастополь (8692)22-31-93
Саранск (8342)22-96-24
Симферополь (3652)67-13-56
Смоленск (4812)29-41-54
Сочи (862)225-72-31
Ставрополь (8652)20-65-13
Сургут (3462)77-98-35
Сыктывкар (8212)25-95-17
Тамбов (4752)50-40-97
Тверь (4822)63-31-35

Тольятти (8482)63-91-07
Томск (3822)98-41-53
Тула (4872)33-79-87
Тюмень (3452)66-21-18
Ульяновск (8422)24-23-59
Улан-Удэ (3012)59-97-51
Уфа (347)229-48-12
Хабаровск (4212)92-98-04
Челябинск (351)202-03-61
Череповец (8202)49-02-64
Чита (3022)38-34-83
Якутск (4112)23-90-97
Ярославль (4852)69-52-93

Россия +7(495)268-04-70

Казахстан +7(7172)727-132

Киргизия +996(312)96-26-47

<https://lemo.nt-rt.ru/> || ome@nt-rt.ru

Precision modular connectors to suit your application

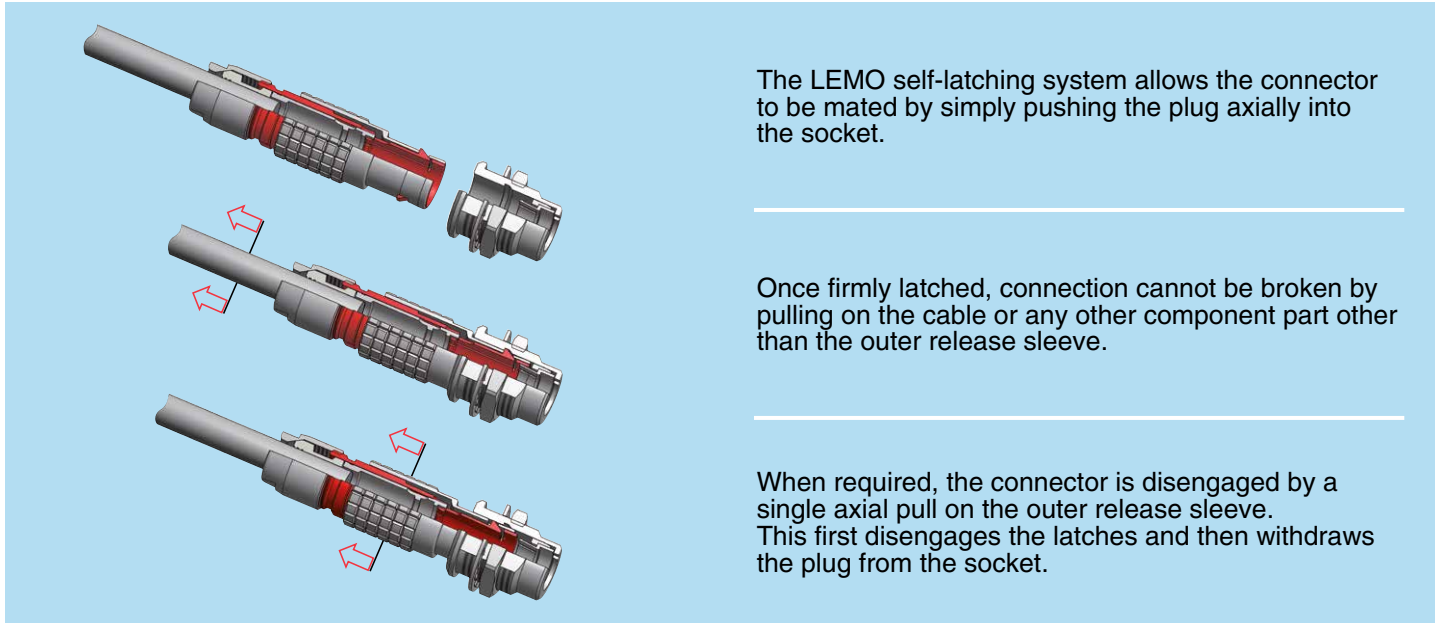
Since its creation in Switzerland in 1946 the LEMO Group has been recognized as a global leader of circular Push-Pull connectors and connector solutions. Today LEMO and its affiliated companies, REDEL and COELVER, are active in more than 80 countries with the help of over 40 subsidiaries and distributors.

Over 75000 connectors

The modular design of the LEMO range provides over 75000 connectors from miniature \varnothing 3 mm to \varnothing 50 mm, capable of handling cable diameters up to 30 mm and for up to 114 contacts. This vast portfolio enables you to select the ideal connector configuration to suit almost any specific requirement in most markets, including medical devices, test and measurement instruments, machinery, audio video broadcast, telecommunications and military.

LEMO's Push-Pull Self-Latching Connection System

This self-latching system is renowned worldwide for its easy and quick mating and unmating features. It provides absolute security against vibration, shock or pull on the cable, and facilitates operation in a very limited space.



The LEMO self-latching system allows the connector to be mated by simply pushing the plug axially into the socket.



Once firmly latched, connection cannot be broken by pulling on the cable or any other component part other than the outer release sleeve.

When required, the connector is disengaged by a single axial pull on the outer release sleeve. This first disengages the latches and then withdraws the plug from the socket.

UL Recognition

LEMO connectors are recognized by the Underwriters Laboratories (UL). The approval of the complete system (LEMO connector, cable and your equipment) will be easier because LEMO connectors are recognized.

CE marking

CE marking  means that the appliance or equipment bearing it complies with the protection requirements of one or several European safety directives. CE marking  applies to complete products or equipment, **but not to electromechanical components, such as connectors.**

RoHS


LEMO connector specifications conforms the requirements of the RoHS directive (2011/65/EU) of the European Parliament and the latest amendments. This directive specifies the restrictions of the use of hazardous substances in electrical and electronic equipment marketed in Europe.

NORTHWIRE™ HDTV cables

NORTHWIRE hybrid camera cable according to SMPTE 311 and ARIB standards

This composite cable combines power conductors for TV camera, control wires, and optical fibres for video and audio transmission in a single cable. Specially designed to cope with the heavy demands of outside broadcast. The cable fully meets the requirements of the SMPTE 311M standard for camera cables. Primary features and benefits of this cable are:

- High durability construction.
- Excellent flexing and twist capability coping with rough handling by rigging crews.
- Superior load bearing capabilities – can be driven over by trucks whilst in operation.
- High tensile strength.



Cable specification

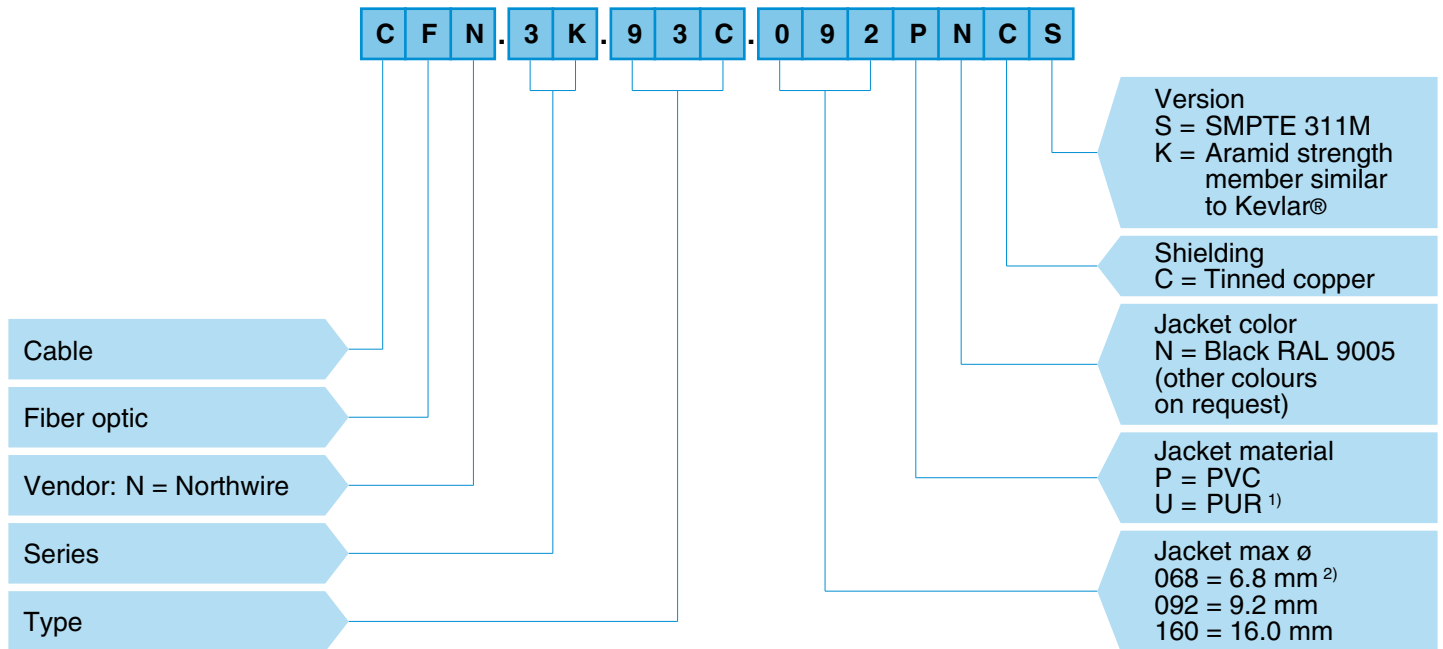
Core type	Power (Aux)	Control (Signal)	Optic fibre	Strength member
Nb of cores	4	2	2	1
Conductor sizes - AWG	20	24	–	–
Conductor construction - Nb/mm	19/0.185	7/0.193	–	19/0.330
Mode field diameter - µm	–	–	8.9 ± 0.8 at 1310	–
Cladding diameter - µm	–	–	125 ± 1 µm	–
Approx. diameter of conductor - mm	0.88	0.58	–	1.75
Nominal insulation thickness - mm	0.41	0.30	–	0.38
Approx. core diameter - mm	1.72	1.22	0.9	2.51
Approx. thickness of tin-coated annealed copper braid - mm	0.127			
Nominal thickness of jacket - mm	1.14			
Approx. overall diameter - mm	9.2			
Approx. net weight - g/m7	137			
Max. conductor resistance - (20°C) Ω/km	43	184 (SMPTE)	–	–
AC withstanding voltage - Vrms at 60 Hz, 1 min	1750	1750 (SMPTE)	–	–
Min. insulation resistance - (20°) MΩkm	10'000	10'000	–	–
UL Listing	AWM STYLE 21971			
Allowable tension	700N			
Temperature range (PUR version)	-40°C / +80°C			
Temperature range (PVC version)	-20°C / +80°C			
Bending radius PVC version (mm)	55			

Cable specification (optical fibre)

Item	Wavelength	Characteristics	Conversion condition (km)	Conversion formula
Transmission loss	$\lambda = 1.31 \mu\text{m}$	Less than .8 dB/km	up to ≥ 0.4	$0.5 \times L \text{ dB} \geq$
	$\lambda = 1.31 \mu\text{m}$	Less than .8 dB/km	$L < 0.4$	$0.5 \times 0.4 \text{ dB} \geq$

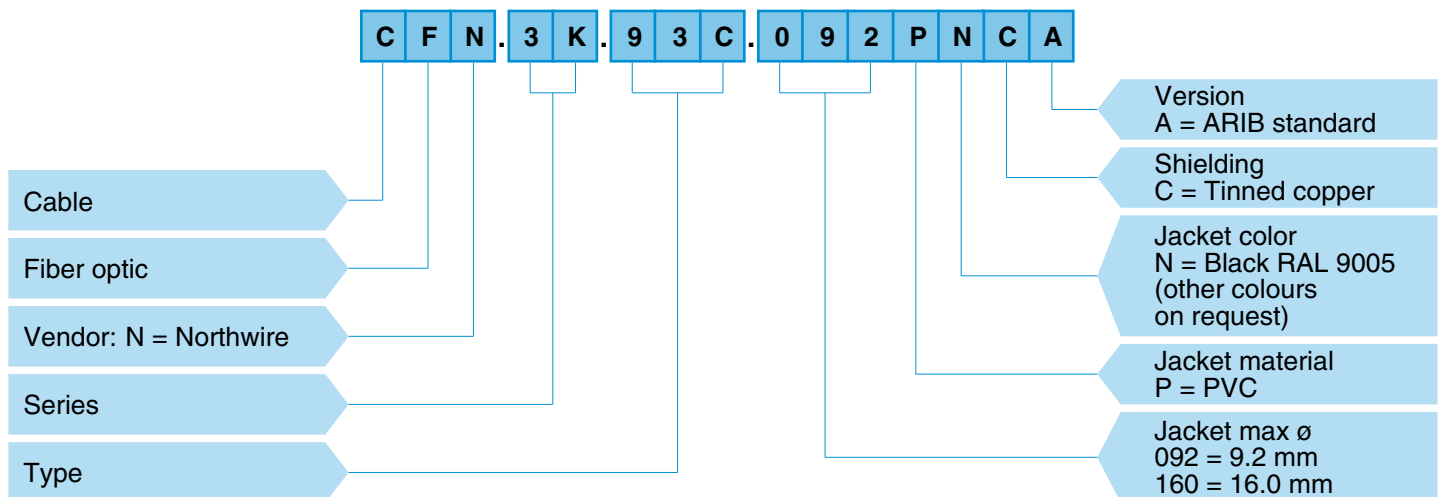
Hybrid HDTV fibre optic cable part number

SMPTE standard



Note: ¹⁾ PUR outer jacket for high flex and LSZH (Low smoke zero halogen). Recommended for cold temperatures (-40°C).
²⁾ Recommended for assembly length up to 5 meters.

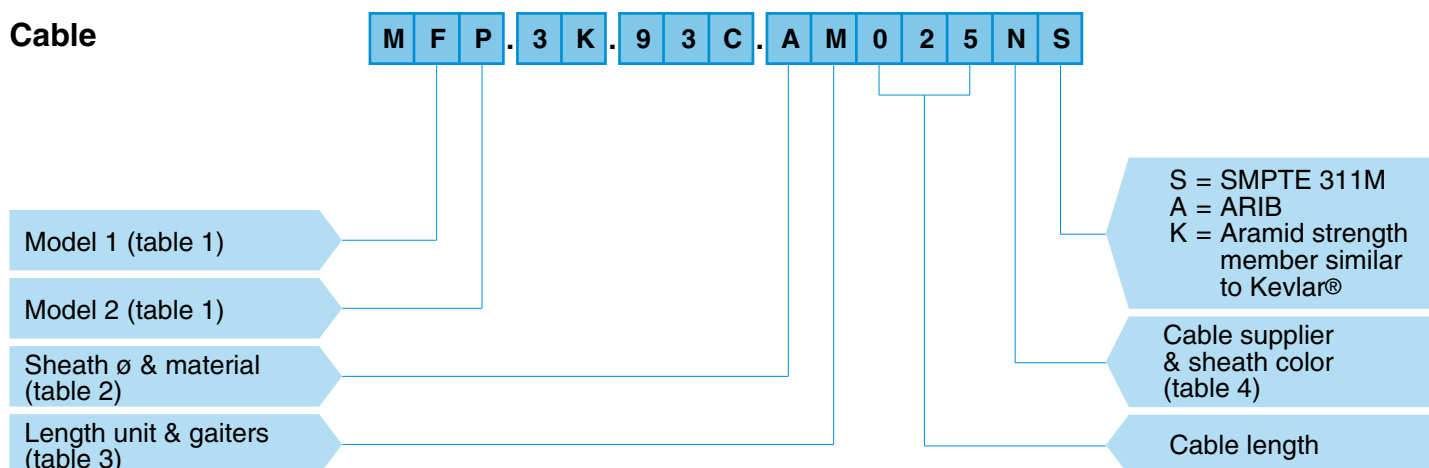
ARIB standard



Cable assembly

Part Number Example

Cable



MFP.3K.93C.AM025NS = 1 FUW plug and 1 PUW socket (key W), 3K.93C series, on a SMPTE 311M screened cable, 25 m length, sheath ϕ 9.2 mm, black RAL 9005 jacket color, with GMF/GMP bend relief with cap.

Table 1
Model

Model 1 & 2	Code
FUW	F
FMW	M
PUW	P
PEW	E
PBW	B

Table 2
Sheath ϕ
& material

Sheath ϕ (mm)	Code	
	PVC ¹⁾	PUR
9.2	A	R
4.2	B	S
6.8	C	T
12.0	D	U
16.0	E	V

Table 3
Length unit
& gaiters

	No Gaiter	Red gaiter free socket Green gaiter plug	2 black gaiters	2 yellow gaiters
cm	C	E		
dm	D	F		
m	M	G	N	J
km	K	L		
inch	I			
feet	T			


Table 4
Cable supplier
& sheath color

Code	Cable supplier & sheath color
N	Northwire Black
G	Northwire Grey
A	Northwire Blue
F	Furukawa Black
B	Belden Black

Note: ¹⁾ PVC not recommended for temperatures below -20°C.

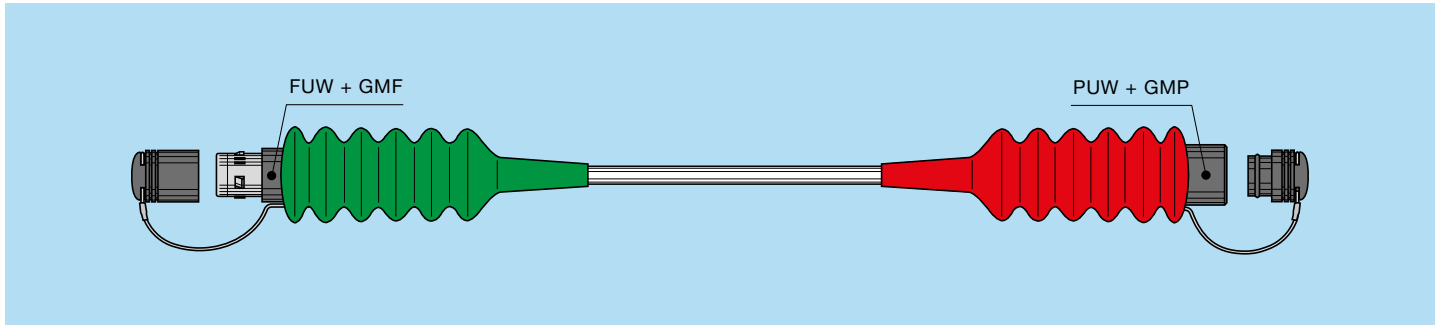
MFP Outside broadcast cable assembly

Assembly cable with one straight plug (FUW) and one straight socket (receptacle) (PUW), both complete with GMF/GMP bend relief with cap.




MFP Outside broadcast cable assembly

Assembly cable with one straight plug (FUW) and one straight socket (receptacle) (PUW), both complete with GMF/GMP bend relief with cap and gaiters.




MMP Internal OB van cable assembly

Assembly cable with one fixed plug (FMW) and one straight socket (receptacle) (PUW), both complete with BHA/BRF caps.



MME Studio/Infrastructure cable assembly

Assembly cable with one fixed plug (FMW) and one straight socket (receptacle) (PEW), complete with BHA cap.



Part Number Example

Pigtails

M X T . 3 K . 9 3 C . Z Z Z C 0 5 0

Model
X = FXW
D = EDW

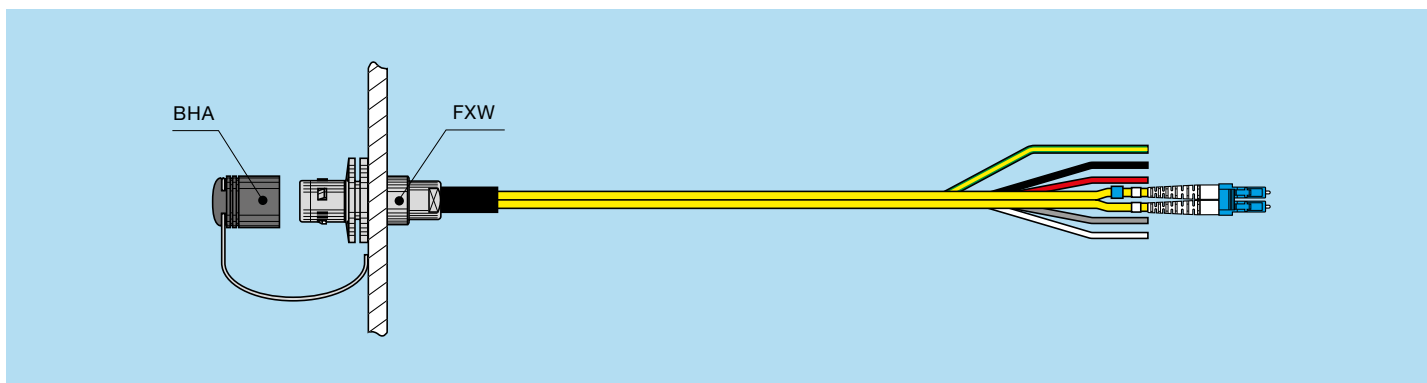
T = Pigtail (LC)

Cable length (cm)

MXT.3K.93C.ZZZC050 = 1 FXW plug (key W), 3K.93C series and one pigtail (LC) on the other side, 50 cm length.

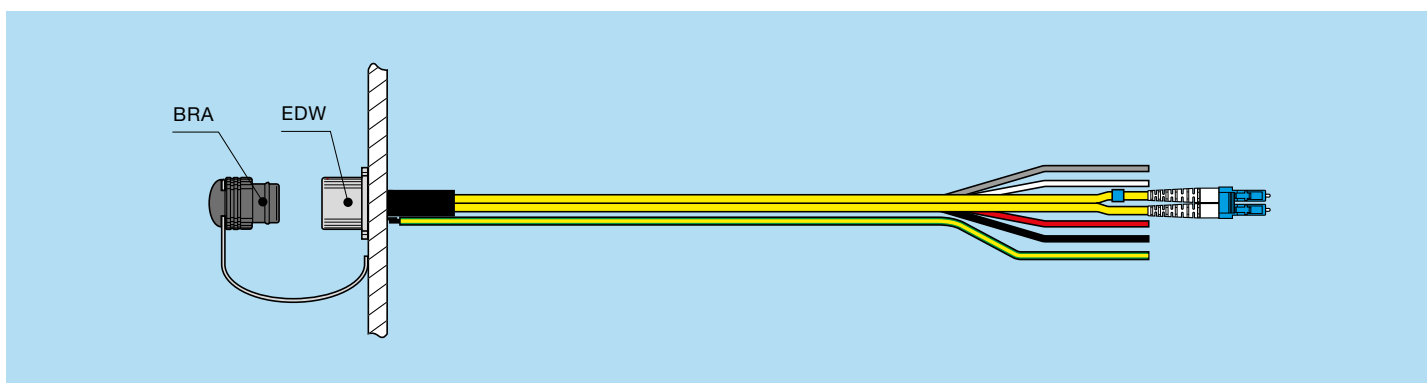
MXT ECU side pigtails

Assembly cable with one fixed plug (FXW) and one pigtail (LC) complete with BHA cap.



MDT Camera side pigtails

Assembly cable with one fixed socket (EDW) and one pigtail (LC) complete with BRA cap.



SMPTE 311M standard cable assemblies

Outside Broadcast FUW-PUW

Part number	Description
MFP.3K.93C.AM025NS	25 meter length
MFP.3K.93C.AM050NS	50 meter length
MFP.3K.93C.AM100NS	100 meter length
MFP.3K.93C.AM200NS	200 meter length
MFP.3K.93C.AM300NS	300 meter length
MFP.3K.93C.AM400NS	400 meter length
MFP.3K.93C.AM500NS	500 meter length

Internal OB van

Part number	Description
MMP.3K.93C.AM003NS	3 meter length
MMP.3K.93C.AM005NS	5 meter length
MMP.3K.93C.AM010NS	10 meter length
MMP.3K.93C.AM015NS	15 meter length
MMP.3K.93C.AM020NS	20 meter length

Studio/Infrastructure

Part number	Description
MME.3K.93C.AM020NS	20 meter length
MME.3K.93C.AM050NS	50 meter length

ARIB standard cable assemblies

Outside Broadcast FUW-PUW

Part number	Description
MFP.3K.93C.AM025NA	25 meter length
MFP.3K.93C.AM050NA	50 meter length
MFP.3K.93C.AM100NA	100 meter length
MFP.3K.93C.AM200NA	200 meter length
MFP.3K.93C.AM300NA	300 meter length
MFP.3K.93C.AM400NA	400 meter length
MFP.3K.93C.AM500NA	500 meter length

Internal OB van

Part number	Description
MMP.3K.93C.AM003NA	3 meter length
MMP.3K.93C.AM005NA	5 meter length
MMP.3K.93C.AM010NA	10 meter length
MMP.3K.93C.AM015NA	15 meter length
MMP.3K.93C.AM020NA	20 meter length

Studio/Infrastructure

Part number	Description
MME.3K.93C.AM020NA	20 meter length
MME.3K.93C.AM050NA	50 meter length

Other cable assemblies, patch cords and pig tails available on request.

Алматы (7273)495-231
 Ангарск (3955)60-70-56
 Архангельск (8182)63-90-72
 Астрахань (8512)99-46-04
 Барнаул (3852)73-04-60
 Белгород (4722)40-23-64
 Благовещенск (4162)22-76-07
 Брянск (4832)59-03-52
 Владивосток (423)249-28-31
 Владикавказ (8672)28-90-48
 Владимир (4922)49-43-18
 Волгоград (844)278-03-48
 Вологда (8172)26-41-59
 Воронеж (473)204-51-73
 Екатеринбург (343)384-55-89

Иваново (4932)77-34-06
 Ижевск (3412)26-03-58
 Иркутск (395)279-98-46
 Казань (843)206-01-48
 Калининград (4012)72-03-81
 Калуга (4842)92-23-67
 Кемерово (3842)65-04-62
 Киров (8332)68-02-04
 Коломна (4966)23-41-49
 Кострома (4942)77-07-48
 Краснодар (861)203-40-90
 Красноярск (391)204-63-61
 Курск (4712)77-13-04
 Курган (3522)50-90-47
 Липецк (4742)52-20-81

Магнитогорск (3519)55-03-13
 Москва (495)268-04-70
 Мурманск (8152)59-64-93
 Набережные Челны (8552)20-53-41
 Нижний Новгород (831)429-08-12
 Новокузнецк (3843)20-46-81
 Кемерово (3842)65-04-62
 Новосибирск (383)227-86-73
 Омск (3812)21-46-40
 Орел (4862)44-53-42
 Оренбург (3532)37-68-04
 Пенза (8412)22-31-16
 Петрозаводск (8142)55-98-37
 Псков (812)59-10-37
 Пермь (342)205-81-47

Ростов-на-Дону (863)308-18-15
 Рязань (4912)46-61-64
 Самара (846)206-03-16
 Санкт-Петербург (812)309-46-40
 Саратов (845)249-38-78
 Севастополь (8692)22-31-93
 Саранск (8342)22-96-24
 Симферополь (3652)67-13-56
 Смоленск (4812)29-41-54
 Сочи (862)225-72-31
 Ставрополь (8652)20-65-13
 Сургут (3462)77-98-35
 Сыктывкар (8212)25-95-17
 Тамбов (4752)50-40-97
 Тверь (4822)63-31-35

Тольятти (8482)63-91-07
 Томск (3822)98-41-53
 Тула (4872)33-79-87
 Тюмень (3452)66-21-18
 Ульяновск (8422)24-23-59
 Улан-Удэ (3012)59-97-51
 Уфа (347)229-48-12
 Хабаровск (4212)92-98-04
 Чебоксары (8352)28-53-07
 Челябинск (351)202-03-61
 Череповец (8202)49-02-64
 Чита (3022)38-34-83
 Якутск (4112)23-90-97
 Ярославль (4852)69-52-93

Россия +7(495)268-04-70

Казахстан +7(7172)727-132

Киргизия +996(312)96-26-47

<https://lemo.nt-rt.ru/> || ome@nt-rt.ru